

PALFINGER

LIFETIME EXCELLENCE

PALFINGER MARINE **PRODUCT BROCHURE**



CRANES



**LAUNCH AND
RECOVERY SYSTEMS**




BOATS



SERVICE

SEGMENTS

FIELDS OF APPLICATION



PALFINGER MARINE supplies dedicated cranes, davits and boats for various maritime and offshore market segments.



OIL & GAS

For all vessels and rigs directly related to exploration and the extraction of oil and gas at sea, PALFINGER MARINE has a wide range of customised cranes for use in safe areas or hazardous zones. Other parts of the product range for these specific market segments are the reliable and safe davit systems with (fast) rescue boats and life boats to ensure the safety of people on board of a rig or drillship.



NAVY / COAST GUARD

PALFINGER MARINE can supply both standardised and customised cranes, davits and boats meeting the specific demands for navy and coast guard vessels. PALFINGER MARINE has an impressive track record of supplied equipment to international navy and coast guard clients around the globe.



OFFSHORE VESSEL

Vessels operating in the oil & gas market have very specific requirements when it comes to lifting and rescue equipment. PALFINGER MARINE offers well proven technology combined with continuous product development and a global service network. Together with experienced and certified service engineers, these qualities make PALFINGER MARINE a preferred partner for all types of offshore support.



MARINE (FISHING/FISH FARMING, WORK AND SERVICE BOATS, MERCHANT VESSELS)

Based on many years of experience, PALFINGER MARINE has developed a wide range of cranes, davits and boats to supply to the marine market for all their lifting and safety requirements. The high level of standardisation guarantees easy installation and operation, a minimum level of required maintenance and a high level of availability of spare parts and service worldwide.

PRODUCT OVERVIEW



CRANES

PALFINGER MARINE and PALFINGER DREGGEN offers a comprehensive product range of knuckle boom, stiff boom and telescopic boom cranes as well as wire luffing and travelling cranes for various applications within the shipbuilding and the oil and gas industry worldwide. The products are designed to meet the safety standards and extreme environmental conditions of the offshore and marine industry. Functional design, little maintenance effort and fast operational readiness are key benefits. Cost-efficient manufacturing in state-of-the-art production facilities and the use of high grade steel guarantees our customers a high-quality product that can be certified by a number of classification societies.



LAUNCH AND RECOVERY SYSTEMS

PALFINGER NED-NECK manufactures innovative, compact, high-quality and safe Launch and Recovery Systems (LARS) such as davits and cranes for life-saving purposes, daughter crafts, work boats, fast interceptors and fenders, whereby an ideal balance is achieved between safety and economical factors without jeopardising aspects such as quality and user-friendliness. The launch and recovery systems are designed for long-time operation under especially tough conditions in a highly corrosive marine environment. Easy installation and operation combined with considerable economical aspects make PALFINGER NED-DECK launch and recovery systems a safe and reliable choice.



BOATS

PALFINGER BOATS is an internationally operating designer and manufacturer of (fast) rescue boats as well as workboats, daughter crafts and release mechanisms. PALFINGER BOATS provides ship owners and shipyards with the latest innovative, safe and high quality products. All boats are designed as part of a complete rescue system, taking davit, access and launching procedures into consideration.



SERVICES


PALFINGER MARINE SERVICES provides global service and after sales to the marine, offshore and wind industries. A comprehensive range of services is provided, covering annual inspection and maintenance, original spare parts, fleet service agreements, multi-brand servicing, professional service engineers, training and a database with all the historical service. PALFINGER MARINE SERVICES provides comprehensive, customised and reliable services around the world thanks to its global network of specially trained technicians and experts with extensive know-how and experience. This knowledge is what makes PALFINGER MARINE SERVICES and its after sales and service so strong.



THE POWER OF SAFETY AND RELIABILITY

To manufacture safe and reliable offshore and marine cranes as well as launch and recovery systems, PALFINGER MARINE pursues international, regional and national regulations and certificates. PALFINGER MARINE is working with internationally acknowledged class societies.

Projects under class are realized with respective surveyors from different class societies such as DNV-GL Group, LR, ABS, BV, RMRS, RRR, RINA, CCS, NKK, USCG and others. Depending on the product national and regional certifications and regulations are e.g. NORSOK, CE, EN 13852, API 2C, SOLAS and more. PALFINGER MARINE products follow regulations for hazardous and explosive zones and comply with the European ATEX directive, NEC, IEC Ex and respective standards on request.



All global, regional and national certifications as well as approval from class societies are depending on the product.

CRANES



- Decades of worldwide practical experience
- Innovative and customised solutions
- Excellent customer care
- Fast and easy maintenance
- Sophisticated crane geometry
- Exceptional power-to-weight ratio
- Long lasting surface protection



CRANES

FOLDABLE KNUCKLE BOOM CRANES

Compact all-rounders

- Sophisticated crane geometry for effortless work
- Strength and flexibility for loading and unloading
- Compact construction for numerous applications and use



STIFF BOOM CRANES

Easily operated helpers on the high seas

- Exceptional power-to-weight ratio and maintainability
- Slender design and additional winches
- Demountable crane booms simplify transportation



CRANE TYPE	Outreach (m)	Lifting capacity (kg)	Lifting moment (mt)	Total moment (mt)	Pedestal diameter (mm)	Slewing angle (°)	Operating pressure (bar)	Dead weight (kg)
PC 2700	1.5 – 5.0	1745 – 500	2.5 – 2.5	3.1		325	200	220 – 250
PK 4501 M	3.4 – 11.0	1175 – 225	4.1 – 2.5	4.6	450	400	300	555 – 760
PK 6500 M	3.5 – 9.2	1590 – 520	5.6 – 4.6	6.1	450	400	315	510 – 650
PK 8500 TM	2.5 – 10.6	3500 – 630	8.7 – 6.6	9.7	450	400	300	700 – 1060
PK 8501 M	3.5 – 13.8	2075 – 320	7.1 – 3.6	8.2	450	400	310	810 – 1230
PK 11001 M	3.7 – 14.0	2545 – 390	9.7 – 5.6	10.7	450	400	310	820 – 1270
PK 12000 M	4.0 – 14.2	2850 – 500	11.2 – 7.1	12.2	596	420	300	1060 – 1500
PK 15500 M	3.9 – 14.2	3600 – 660	13.8 – 9.2	15.3	596	420	300	1190 – 1700
PK 18500 M	4.1 – 14.3	4350 – 940	17.3 – 13.3	19.9	620	400	300	1700 – 2080
PK 23500 M	4.0 – 16.3	5440 – 950	21.4 – 15.3	24.5	620	400	300	1830 – 2390
PK 29002 M	4.1 – 21.1	6135 – 550	25.0 – 11.7	28.5	620	400	300	2190 – 3230
PK 32080 M	4.0 – 13.7	7720 – 1900	30.6 – 26.0	34.7	620	400	300	2550 – 3090
PK 32002 M	4.1 – 20.4	7460 – 730	31.1 – 14.8	35.7	709	endless	300	2700 – 4020
PK 40002 M	4.1 – 20.4	9070 – 1050	38.2 – 21.4	43.8	709	endless	300	3040 – 4430
PK 50002 M	4.0 – 20.3	11850 – 1460	48.4 – 29.6	55.0	834	endless	300	3770 – 5370
PK 65002 M	4.0 – 20.3	15125 – 2090	62.2 – 42.3	69.8	834	endless	300	4220 – 5960
PK 90002 M	4.1 – 21.9	18000 – 2050	73.4 – 44.9	87.2	917	endless	300	6500 – 8600
PK 150002 M	3.8 – 21.2	26400 – 3520	104.5 – 74.4	119.8	990	endless	300	7950 – 10420
PFM 2000	9.6 – 20.8	16800 – 5000	161.3 – 104.3	191.9	1750	endless	300	12200 – 16500
PFM 2500	11.7 – 19.8	16100 – 7200	187.6 – 141.5	234.0	1750	endless	300	16800 – 20200
PFM 3500	13.2 – 21.3	19600 – 9800	257.7 – 208.3	323.3	2101	endless	300	21100 – 23750
PFM 4500	14.9 – 20.2	21500 – 14000	325.2 – 289.5	413.7	2101	endless	300	28100 – 30500

CRANE TYPE	Outreach (m)	Lifting capacity (t)	Lifting moment (mt)	Total moment (mt)	Pedestal diameter (mm)	Dead weight (t)
PSM RANGE						
PSM 200	6.0 – 16.0	3.5 – 0.9	14 – 21	27	885	2.7 – 3.7
PSM 400	6.0 – 16.0	5.6 – 1.7	27 – 34	42	885	3.2 – 4.5
PSM 600	6.0 – 20.0	10.0 – 2.3	46 – 60	74	1095	4.4 – 6.3
PSM 900	6.0 – 20.0	14.2 – 3.2	64 – 85	104	1325	5.9 – 7.8
PSM 1200	6.0 – 24.0	19.0 – 3.5	84 – 114	141	1490	7.8 – 10.2
PSM 1500	7.0 – 24.0	20.3 – 4.6	110 – 142	177	1490	9.2 – 11.5
PSM 1800	7.0 – 24.0	25.6 – 5.4	130 – 179	220	1770	11.4 – 14.1
PSM 3000	21.0	12.5	263	375	1775	24.8

DK RANGE						
DK 220	5.0 – 28.0	20.0 – 7.5	220	375	1800	15.0 – 30.0
DK 300	5.0 – 30.0	25.0 – 7.5	300	450	2065	17.0 – 35.0
DK 400	5.0 – 32.0	30.0 – 10.0	400	600	2065	20.0 – 40.0
DK 500	6.0 – 35.0	35.0 – 15.0	500	750	2240	25.0 – 45.0
DK 600	6.0 – 37.0	40.0 – 15.0	600	900	2240	30.0 – 50.0
DK 800	6.0 – 40.0	50.0 – 20.0	800	1200	2240	35.0 – 60.0
DK 1000	7.0 – 43.0	60.0 – 20.0	1000	1500	2550	50.0 – 80.0
DK 1200	7.0 – 45.0	80.0 – 25.0	1200	2000	2550	60.0 – 100.0
DK 1600	7.0 – 50.0	100.0 – 30.0	1600	3400	3155	100.0 – 140.0
DK 2000	8.0 – 50.0	125.0 – 35.0	2000	4250	4000	140.0 – 200.0
DK 2500	8.0 – 50.0	150.0 – 40.0	2500	5000	4000	160.0 – 220.0
DK 3000	9.0 – 55.0	200.0 – 50.0	3000	6000	4500	180.0 – 250.0

TELESCOPIC BOOM CRANES



Manoeuvrable and strong at the same time

- Flexible for outreach and close range
- Compact parking position and operator convenience
- Shorter cable lengths ensure safe load handling at close range

CRANE TYPE	Outreach (m)	Lifting capacity (t)	Lifting moment (mt)	Total moment (mt)	Pedestal diameter (mm)	Dead weight (t)
PTM RANGE						
PTM 200	6.0 – 14.0	3.3 – 1.0	13 – 20	24	885	2.8 – 3.3
PTM 400	6.0 – 14.0	5.5 – 1.8	25 – 33	38	885	3.7 – 4.3
PTM 600	7.5 – 17.5	7.5 – 2.2	39 – 56	60	1095	5.3 – 6.3
PTM 900	8.2 – 20.0	9.9 – 2.7	54 – 81	98	1325	7.8 – 9.2
PTM 1200	8.0 – 20.0	12.0 – 3.9	78 – 96	138	1490	11.5 – 12.8
PTM 1500	8.0 – 20.0	15.0 – 5.1	102 – 120	177	1490	16.1 – 17.5
PTM 1800	12.0 – 36.0	16.0 – 1.8	65 – 192	256	1770	19.2 – 23.5
PTM 3000	12.5 – 18.5	22.0 – 10.0	185 – 275	372	1775	27.0

CRANE TYPE	Outreach (m)	Lifting capacity (t)	Lifting moment (mt)	Total moment (mt)	Pedestal diameter (mm)	Dead weight (t)
DKT RANGE						
DKT 220	5.0 – 28.0	20.0 – 7.5	220	375	1800	20.0 – 35.0
DKT 300	5.0 – 30.0	25.0 – 7.5	300	450	2065	22.0 – 40.0
DKT 400	5.0 – 32.0	30.0 – 10.0	400	600	2065	25.0 – 45.0
DKT 500	6.0 – 35.0	35.0 – 15.0	500	750	2240	30.0 – 50.0
DKT 600	6.0 – 37.0	40.0 – 15.0	600	900	2240	35.0 – 60.0
DKT 800	6.0 – 40.0	50.0 – 20.0	800	1200	2240	50.0 – 80.0
DKT 1000	7.0 – 43.0	60.0 – 20.0	1000	1500	2550	60.0 – 100.0
DKT 1200	7.0 – 45.0	80.0 – 25.0	1200	2000	2550	70.0 – 110.0
DKT 1600	7.0 – 50.0	100.0 – 30.0	1600	3400	3155	110.0 – 150.0
DKT 2000	8.0 – 50.0	125.0 – 35.0	2000	4250	4000	160.0 – 220.0
DKT 2500	8.0 – 50.0	150.0 – 40.0	2500	5000	4000	180.0 – 240.0
DKT 3000	9.0 – 55.0	200.0 – 50.0	3000	6000	4500	200.0 – 275.0

KNUCKLE BOOM CRANES



Compact all-rounders

- Sophisticated crane geometry for effortless work
- Strength and flexibility for loading and unloading
- Compact construction

CRANE TYPE	Outreach (m)	Lifting capacity (t)	Lifting moment (mt)	Total moment (mt)	Pedestal diameter (mm)	Dead weight (t)
PKM RANGE						
PKM 150	8.0 – 12.0	2.1 – 1.1	13 – 17	27	885	3.0 – 3.3
PKM 250	10.0 – 14.0	2.9 – 1.8	25 – 29	44	885	3.8 – 4.1
PKM 350	12.0 – 16.0	3.6 – 2.3	37 – 43	64	1095	5.5 – 5.8
PKM 550	14.0 – 18.0	4.7 – 3.2	58 – 66	102	1325	7.5 – 7.8
PKM 750	14.0 – 18.0	6.1 – 4.2	75 – 85	132	1490	10.3 – 11.1
PKM 1150	16.0 – 20.0	7.3 – 5.2	104 – 116	190	1490	11.8 – 12.5
PKM 1450	16.0 – 20.0	9.0 – 6.4	127 – 144	218	1770	14.8 – 15.6

CRANE TYPE	Outreach (m)	Lifting capacity (t)	Lifting moment (mt)	Total moment (mt)	Pedestal diameter (mm)	Dead weight (t)
DKF RANGE						
DKF220	5.0 – 28.0	20.0 – 7.5	220	375	1800	20.0 – 35.0
DKF300	5.0 – 30.0	25.0 – 7.5	300	450	2065	22.0 – 40.0
DKF 400	5.0 – 32.0	30.0 – 10.0	400	600	2065	25.0 – 45.0
DKF 500	6.0 – 35.0	35.0 – 15.0	500	750	2240	30.0 – 50.0
DKF 600	6.0 – 37.0	40.0 – 15.0	600	900	2240	35.0 – 60.0
DKF 800	6.0 – 40.0	50.0 – 20.0	800	1200	2240	50.0 – 80.0
DKF 1000	7.0 – 43.0	60.0 – 20.0	1000	1500	2550	60.0 – 100.0
DKF 1200	7.0 – 45.0	80.0 – 25.0	1200	2000	2550	70.0 – 110.0
DKF 1600	6.0 – 50.0	100.0 – 30.0	1600	3400	3155	110.0 – 150.0
DKF 2000	8.0 – 50.0	125.0 – 35.0	2000	4250	4000	160.0 – 220.0
DKF 2500	8.0 – 50.0	150.0 – 40.0	2500	5000	4000	180.0 – 240.0
DKF 3000	9.0 – 55.0	200.0 – 50.0	3000	6000	4500	200.0 – 275.0

WIRE LUFFING LATTICE BOOM CRANES




Slewing Pedestal design with a load moment of up to 3000 mt

- Supplied with built in electro-hydraulic or diesel-hydraulic power pack
- Meeting latest offshore rules and regulations and can be supplied with a variety of features in accordance with specific customer requirements

CRANE TYPE	Outreach (m)	Lifting capacity (t)	Lifting moment (mt)	Total moment (mt)	Pedestal diameter (m)	Dead weight (t)
DKW RANGE						
DKW 400	6.0 – 35.0	30.0 – 10.0	400	600	2065	20.0 – 40.0
DKW 500	7.0 – 37.0	35.0 – 15.0	500	750	2240	25.0 – 45.0
DKW 600	7.0 – 40.0	40.0 – 15.0	600	900	2240	30.0 – 50.0
DKW 800	7.0 – 43.0	50.0 – 20.0	800	1200	2240	35.0 – 60.0
DKW 1000	8.0 – 47.0	60.0 – 20.0	1000	1500	2550	50.0 – 80.0
DKW 1200	8.0 – 50.0	80.0 – 25.0	1200	2000	2550	60.0 – 100.0
DKW 1600	8.0 – 55.0	100.0 – 30.0	1600	3400	3155	80.0 – 130.0
DKW 2000	9.0 – 65.0	125.0 – 35.0	2000	4250	4000	120.0 – 180.0
DKW 2500	9.0 – 70.0	150.0 – 40.0	2500	5000	4000	140.0 – 200.0
DKW 3000	9.0 – 80.0	200.0 – 50.0	3000	6000	4500	160.0 – 230.0

TRAVELLING CRANES



Travelling cranes with a capacity of up to SWL 600 t

- Supplied for operations such as BOP and Christmas tree handling, pipe handling or other specific tasks offshore
- Designed to fulfil almost any task on board as well as in port
- Available with special features like PLC programming, radio remote controls, special design cabins, ATEX and IECEx approval

CRANE TYPE	Lifting capacity (t)	Span (m)	Dead weight (t)	CRANE TYPE	Lifting capacity (t)	Span (m)	Dead weight (t)	CRANE TYPE	Lifting capacity (t)	Span (m)	Dead weight (t)
TKO RANGE				TKG RANGE				TKSG RANGE			
TKO 50	50.0	5 – 30	15.0 – 30.0	TKG 50	50.0	5 – 30	30.0 – 50.0	TKSG 50	50.0	5 – 30	20.0 – 40.0
TKO 75	75.0	5 – 30	17.0 – 32.0	TKG 75	75.0	5 – 30	60.0 – 80.0	TKSG 75	75.0	5 – 30	40.0 – 60.0
TKO 100	100.0	5 – 30	20.0 – 36.0	TKG 100	100.0	5 – 30	90.0 – 110.0	TKSG 100	100.0	5 – 30	60.0 – 80.0
TKO 150	150.0	5 – 30	25.0 – 50.0	TKG 150	150.0	5 – 30	110.0 – 150.0	TKSG 150	150.0	5 – 30	80.0 – 100.0
TKO 200	200.0	5 – 30	30.0 – 55.0	TKG 200	200.0	5 – 30	140.0 – 180.0	TKSG 200	200.0	5 – 30	90.0 – 110.0
TKO 250	250.0	5 – 30	35.0 – 70.0	TKG 250	250.0	5 – 30	160.0 – 220.0	TKSG 250	250.0	5 – 30	110.0 – 150.0
TKO 300	300.0	5 – 30	40.0 – 75.0	TKG 300	300.0	5 – 30	190.0 – 250.0	TKSG 300	300.0	5 – 30	130.0 – 170.0
TKO 350	350.0	5 – 30	50.0 – 90.0	TKG 350	350.0	5 – 30	220.0 – 280.0	TKSG 350	350.0	5 – 30	150.0 – 190.0
TKO 400	400.0	5 – 30	60.0 – 100.0	TKG 400	400.0	5 – 30	250.0 – 310.0	TKSG 400	400.0	5 – 30	160.0 – 220.0
TKO 450	450.0	5 – 30	65.0 – 110.0	TKG 450	450.0	5 – 30	280.0 – 340.0	TKSG 450	450.0	5 – 30	180.0 – 240.0
TKO 500	500.0	5 – 30	70.0 – 115.0	TKG 500	500.0	5 – 30	300.0 – 380.0	TKSG 500	500.0	5 – 30	200.0 – 260.0
TKO 550	550.0	5 – 30	80.0 – 120.0	TKG 550	550.0	5 – 30	330.0 – 410.0	TKSG 550	550.0	5 – 30	220.0 – 280.0
TKO 600	600.0	5 – 30	90.0 – 130.0	TKG 600	600.0	5 – 30	360.0 – 440.0	TKSG 600	600.0	5 – 30	240.0 – 300.0

TKU RANGE			
TKU 50	50.0	5 – 30	15.0 – 30.0
TKU 75	75.0	5 – 30	17.0 – 32.0
TKU 100	100.0	5 – 30	20.0 – 36.0
TKU 150	150.0	5 – 30	25.0 – 50.0
TKU 200	200.0	5 – 30	30.0 – 55.0

TKO – overhead top running crane
 TKU – under slung low running crane
 TKG – semi gantry travelling crane
 TKSG – semi gantry travelling crane

CRANES

ENGINE ROOM CRANES

Overhead travelling bridge design, capacity of up to SWL 40 t

- Handling of provision and machinery parts below deck level
- For support during all kinds of service in the engine room
- Two main designs: a standard headroom mono-beam design and an ultra-low headroom dual-beam design
- Electric, pneumatic or hydraulic power supply



CRANE TYPE	Lifting capacity (t)	Span (m)	Dead weight (t)
ER RANGE			
ER 1	1.0	5 – 15	1.0 – 3.0
ER 2	2.0	5 – 15	1.5 – 3.5
ER 3	3.0	5 – 15	2.0 – 4.0
ER 4	4.0	5 – 15	2.5 – 4.5
ER 5	5.0	5 – 15	3.0 – 5.0
ER 7,5	7.5	5 – 15	4.0 – 6.0
ER 10	10.0	5 – 15	5.0 – 7.0
ER 12,5	12.5	5 – 15	6.0 – 8.0
ER 15	15.0	5 – 15	8.0 – 10.0
ER 20	20.0	5 – 15	9.0 – 13.0
ER 30	30.0	5 – 15	11.0 – 15.0
ER 40	40.0	5 – 15	13.0 – 17.0

PROVISION CRANES

Monorail design with a capacity of up to SWL 20 t

- Designed for the efficient handling of spares and provision in harbour
- Two separate hooks supported by a trolley travelling on a monorail beam, operating on both sides of the vessel
- Available in various designs for individual installation requirements, electric or hydraulic driven




CRANE TYPE	Lifting capacity (t)	Crane outreach (m)	Dead weight (t)
PR RANGE			
PR 1	1.0	2 – 6	3.0 – 5.0
PR 2	2.0	2 – 6	3.5 – 5.5
PR 3	3.0	2 – 6	4.0 – 6.0
PR 4	4.0	2 – 6	4.5 – 6.5
PR 5	5.0	2 – 6	5.0 – 7.0
PR 7,5	7.5	2 – 6	6.0 – 8.0
PR 10	10.0	2 – 6	7.0 – 9.0
PR 12,5	12.5	2 – 6	9.0 – 11.0
PR 15	15.0	2 – 6	11.0 – 14.0
PR 20	20.0	2 – 6	13.0 – 17.0

CRANES

CRANES FOR SOLAS APPLICATIONS



- Suitable for combined handling of stores, life raft and/or rescue boat handling as well as man-riding
- Designed to withstand high demands and corrosive atmosphere in marine and offshore environment
- Range of standard crane designs which can be adapted in order to meet specific needs
- Small footprint for easy installation on board
- Crane housing with integrated power pack unit
- Delivered as one complete pre-assembled and tested crane system
- Winches can be equipped with constant tensioning system



CRANES

KEY FEATURES & ARGUMENTS

24

HIGHLIGHTS



SURFACE TREATMENT

- Long-life surface protection for maritime environment
- Special sea water resistant 3-layer marine paint according to ISO 12944-2 C5-MM
- NORSOK and/or specific project requirements
- Hot dip galvanization for selected components
- Excellent corrosion protection of all components

ACTIVE HEAVE COMPENSATION (AHC)

- Safe load handling
- Overload protection systems MOPS, AOPS
- Subsea operation

LOW AND / OR HIGH TEMPERATURE OPERATIONS

- Equipment, materials and design solutions for extreme weather conditions

CONTROL VALVE

- Key to smooth and accurate crane movements
- Allows usage of one or more hydraulic functions at the same time
- Perfect interaction between hydraulics and electronics
- Prepared for constant and load sensing pump
- Additional sections for individual functions

REMOTE CONTROL

- Remote control system with digital data transmission
- Maximum safety and convenience
- Various styles: cable remote or radio remote control system
- Explosion-proof execution suitable up to Zone I (optional)
- Remote control for Offshore Control System

STANDING PLATFORM

- Gives the operator a wide overview of the working area
- New modular design offers major improvements
- Prevention of corrosion and unauthorised operation thanks to a protection cover
- Sheet steel with marine painting finish
- Ergonomically arranged control elements
- Increased safety by sidewise protection equipment incl. guard light

APPLICABLE FOR CRANE RANGE:

For all products applicable

APPLICABLE FOR CRANE RANGE:

DK DKT DKF DKW

APPLICABLE FOR CRANE RANGE:

For all products applicable

APPLICABLE FOR CRANE RANGE:

DK DKT DKF DKW TK PR PK PFM PSM PTM PKM

APPLICABLE FOR CRANE RANGE:

For all products applicable

APPLICABLE FOR CRANE RANGE:

PK PFM PSM PTM PKM



WINCHES

- Many different performance classes
- Optimal efficiency
- High working speeds
- Proven safety equipment
- Compact design
- Optimises spooling thanks to special rills
- Single or multi line operation to maximise speed or hoisting capacity

LEBUS GROOVED WINCH DRUMS

- Multi-layer spooling
- Increase of wire rope life
- Even and uniform spooling regardless of high loads and / or drum speeds

CONSTANT TENSIONING

- Smooth lifts from supply boat deck
- Adjustable wire tension
- Safe landing and lifting of loads
- Constant line-pull
- Useful for unloading supply vessels from fixed platforms or moving vessels



OPERATOR'S CABIN

- Ergonomic design with HSE in focus
- Designed for best operator visibility
- Equipped to meet project requirements

LOCAL CONTROL STAND – FLVK

- Optional protection cover
- Prevention of corrosion and unauthorised operation
- Ergonomically arranged
- Compatible with terminal of Offshore Control System (OCS)
- Combination with Radio Remote Control optional

HIGH-SPEED WHIP HOIST

- Handling of smaller loads
- Launch and recovery of rescue boats acc. to NORSOK R-002
- Personnel basket

APPLICABLE FOR CRANE RANGE:

For all products applicable

APPLICABLE FOR CRANE RANGE:

DK DKT DKF DKW TK PK PFM PSM PTM PKM

APPLICABLE FOR CRANE RANGE:

DK DKT DKF DKW PK PFM PSM PTM PKM

APPLICABLE FOR CRANE RANGE:

DK DKT DKF DKW TK PR PK PFM PSM PTM PKM

APPLICABLE FOR CRANE RANGE:

PK

APPLICABLE FOR CRANE RANGE:

DK DKT DKF DKW



SHOCK ABSORBING SYSTEMS

- For considerable reduction of dynamic factor
- Adjustable stiffness and hydraulic damping

DOCKING HEAD FOR BOAT HANDLING

- Stabilising boat/object during launch and recovery
- Increased ability of load positioning
- Feature detachable – allows multipurpose use of crane


OVERLOAD PROTECTION: MOPS, AOPS

- Automatic overload protection systems – AOPS
- Manual overload protection system – MOPS
- Continuous monitoring of loads
- Maintaining of retain force
- Prevent the crane from being damaged if the hook is tangled

APPLICABLE FOR CRANE RANGE:				
DK	DKT	DKF	DKW	

APPLICABLE FOR CRANE RANGE:				
DK	DKT	DKF	DKW	

APPLICABLE FOR CRANE RANGE:								
DK	DKT	DKF	DKW	PK	PFM	PSM	PTM	PKM



RETURN OIL UTILISATION ON PK-TYPE CRANES

- Regenerative hydraulic circuit
- Higher speed in the extension booms
- 30 % increase in working speed
- More efficiency due to reduced load cycle times

POWER LINK SYSTEM

- Constant lifting moment and speed
- Maximum power at the hook
- Even in unfavourable boom angles
- Greater outreach with maximum load
- Increased lifting power
- Larger operating radius

CONTINUOUS SLEWING SYSTEM

- Fast work rate due to shorter distances
- Safe and smoother operation due to elimination of reaching end stop
- Accurate positioning of loads thanks to low clearance on the slewing mechanism
- Higher slewing moment through minimised friction in the slewing mechanism

APPLICABLE FOR CRANE RANGE:	
PK	

APPLICABLE FOR CRANE RANGE:	
PK	

APPLICABLE FOR CRANE RANGE:								
DK	DKT	DKF	DKW	PK	PFM	PSM	PTM	PKM



OFFSHORE CONTROL SYSTEM (OCS)

- Sets a new level in terms of safety features
- Complies with EN13849-1/2
- Overload protection and emergency stop implemented for offshore and harbour application
- Constant tension function
- Monitoring of crane geometry
- Data logging
- Man-riding function optional

ANTI COLLISION SYSTEM

- Preventing collision between cranes in operation
- Maintains operational flexibility and efficiency

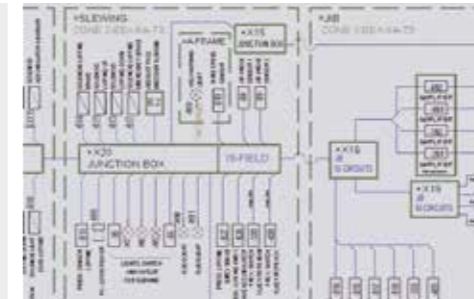
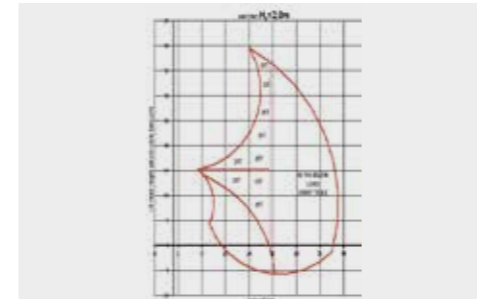
LIFTING OF PERSONNEL – MAN-RIDING

- Transfer of personnel between installations of vessels
- Handling of rescue boats
- Hoisting winches equipped with independent back-up brake
- Device specially designed for hoisting/lowering of personnel

APPLICABLE FOR CRANE RANGE:								
DK	DKT	DKF	DKW	PK	PFM	PSM	PTM	PKM

APPLICABLE FOR CRANE RANGE:				
DK	DKT	DKF	DKW	TK

APPLICABLE FOR CRANE RANGE:									
DK	DKT	DKF	DKW	TK	PK	PFM	PSM	PTM	PKM



LOAD CHARTS FOR SHIP TO SHIP OPERATIONS

- Dedicated load charts for different sea conditions
- Load area charts for knuckle boom cranes

DOCUMENTATION AND TAGGING

- As per project requirements
- Allows integration of drawings and documents in customer's database

APPLICABLE FOR CRANE RANGE:						
DK	DKT	DKF	DKW	PK	PFM	PKM

APPLICABLE FOR CRANE RANGE:
For all products applicable



EQUIPMENT (WORKMAN BASKET)

- Diverse applications for daily use
- Marine crane as multipurpose work machine
- Combine with rotator, bucket etc. expand the scope of applications
- Rotating arm provides more flexibility
- Ideal for inspection and maintenance work
- Efficient working thanks to quick-change system

DIESEL-HYDRAULIC DRIVE

- Integrated diesel power pack - may be supplied for Hazardous area Zone 2
- Electric, hydraulic, pneumatic engine starting systems

EXTERNAL HYDRAULIC POWER PACKS

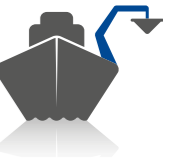
- Withstand harsh and hostile environments
- Equipped with fluid level indicator, thermometer and filler-breather filter
- Load sensing
- Three-phase electric motors (5.5 kW up to 2 x 110 kW)
- Available in specified voltage and frequency

APPLICABLE FOR CRANE RANGE:
PK


APPLICABLE FOR CRANE RANGE:				
DK	DKT	DKF	DKW	TK

APPLICABLE FOR CRANE RANGE:				
PK	PFM	PSM	PTM	PKM

LAUNCH AND RECOVERY SYSTEMS



- Excellent customer care
- Optimum reliability
- Creative solutions to any challenge
- Worldwide service network
- Minimum maintenance/low cost of ownership
- Fast and easy installation



LAUNCH AND RECOVERY SYSTEMS

LIFE RAFT & RESCUE BOAT DAVITS



High content of standard components


- Single arm slewing davits
- Standardised range
- Plug & play units
- Prompt delivery times

TYPE	Safe Working Load (SWL)	Radius	Operation
RESCUE BOAT DAVITS			
SCM-R Series	10 kN	3.5 m – 5.2 m	Manual Slewing
SCH-R Series	10 kN – 17 kN	3.5 m – 5.2 m	Hydraulic Slewing
SCHD-R Series	21 kN – 30 kN	4.0 m – 5.0 m	Hydraulic Slewing
PFHS Series	15kN	± 2.46 m	Hydraulic Pivoting

TYPE	Safe Working Load (SWL)	Radius	Life Raft Capacity	Operation
LIFE RAFT DAVITS				
SCM - L Series	15 kN – 36 kN	3.5 m – 4.0 m	≤ 39 pers.	Manual Slewing
PBR Series	36 kN	3.75 m	≤ 39 pers.	Gravity Pivoting

TYPE	SWL Rescue Boat	SWL Life Raft	Radius	Operation
COMBI RESCUE BOAT/LIFE RAFT DAVITS				
SCM - LR Series	10 kN	15 kN – 23 kN	3.5 m – 4.5 m	Manual Slewing
SCH - LR Series	12 kN – 17 kN	15 kN – 33 kN	3.5 m – 4.5 m	Hydraulic Slewing

(FAST) RESCUE BOAT DAVITS



Operational safety and efficiency

- Visibility of critical components during operations
- Easy access to components for efficient execution of (visual) inspections
- Long-term operation under extreme conditions
- Deck in welded or bolted version
- Plug & play units
- Narrow footprint
- Remote control push button box

TYPE	Safe Working Load (SWL)	Hoisting
A-FRAME (FAST) RESCUE BOAT DAVITS		
PRHE Series	20 kN – 36 kN	Electric, 18 m/min
PRHE - H Series	27.5 kN – 36 kN	Hydraulic, 18 m/min
PRH - H Series ¹⁾	27.5 kN – 37.5 kN	Hydraulic, 48 m/min
PRH Series ²⁾	20 kN – 30 kN	Hydraulic, 48 m/min

TYPE	Safe Working Load (SWL)	Hoisting
A-FRAME (FAST) RESCUE BOAT DAVITS WITH ANTI PENDULUM SYSTEM		
PRH - AP Series ²⁾	37.5 kN	Hydraulic, 18 – 48 m/min

¹⁾optionally: constant tensioning | ²⁾constant tensioning included in scope of supply

LAUNCH AND RECOVERY SYSTEMS

WORKBOAT / DAUGHTER CRAFT DAVITS



PRH-AP Series

- Shock absorber
- Winch equipped with fully hydraulic constant tensioning system
- Hydraulically operated anti-pendulum system on davit system
- Increased safety for crew due to AP docking head
- Increased life span of the boat and davit

PFH-CT Series

- Hydraulic dual point davit
- Two independently operated constant tensioning winches
- Hydro-pneumatic shock absorber
- Stainless steel operating console

HOTT Series

- Suspended roof-mounted davit
- Hydraulic power unit
- Hydraulically operated winch
- Recommended; hydraulically operated anti-pendulum system

TYPE	Safe Working Load (SWL)	Hoisting
HYDRAULIC A-FRAME DAVITS		
PRH-AP Series	37.5 kN – 100 kN	Hydraulic, 48 m/min
PRH-H Series	55 kN – 100 kN	Hydraulic, 48 m/min

TYPE	Safe Working Load (SWL)	Available executions
HYDRAULIC DUAL POINT DAVITS		
PFH-CT Series	80 kN – 220 kN	Skid mounted or Free standing

TYPE	Safe Working Load (SWL)	Options
HYDRAULIC OVERHEAD TELESCOPIC DAVITS		
HOTT Series	35 kN – 75 kN	Shock absorber, Anti Pendulum, Constant Tensioning

OFFSHORE DAVITS



Smart and compact design

- For life- and/or rescue boat handling
- Outer boat supports, securing the boat in stowed position
- Suitable for on-board various offshore platform designs
- Meet all major oil & gas company requirements
- Offshore documentation

TYPE	Safe Working Load (SWL)	Operation
FIXED OUTRIGGER LIFE BOAT DAVITS		
FPG Series	85 kN – 230 kN	Electric hoisting, gravity lowering

TYPE	Safe Working Load (SWL)	Operation
FIXED OUTRIGGER (FAST) RESCUE BOAT DAVITS		
FPR Series	10 kN – 35 kN	Electric hoisting, gravity lowering
FPR-H Series	37.5 kN	Hydraulic hoisting, gravity lowering

LAUNCH AND RECOVERY SYSTEMS

LIFE BOAT DAVITS



Ideal balance between economical and safety aspects

- Designed to handle any type of life boat and/or rescue boat
- Supplied in modular sections or as one completely assembled unit (skid mounted)
- Maintenance- and user-friendly design for periodic inspections, increasing safety for crew
- Exchangeability of parts
- Narrow footprint
- Own integrated HPU system and operating unit

TYPE	Safe Working Load (SWL)	Operation
GRAVITY PIVOTING LIFE BOAT DAVITS		
PLG Series	60 kN – 130 kN	Gravity Pivoting
LPLG Series	135 kN – 175 kN	Multi Gravity Pivoting

TYPE	Safe Working Load (SWL)	Operation
HYDRAULIC PIVOTING LIFE BOAT DAVITS		
PFH Series	60 kN – 230 kN	Hydraulic Pivoting
HPLG Series	60 kN – 185 kN	Hydraulic Pivoting

TYPE	Safe Working Load (SWL)	Operation
GRAVITY ROLLER TRACK DAVITS		
GRT Series	60 kN – 90 kN	Gravity Roller track

TYPE	Safe Working Load (SWL)	Operation
FREE-FALL DAVITS		
FFH Series	45 kN – 95 kN	Deck-to-wall mounted or foldable execution

FENDER DAVITS



Increase safety Save time and money

- Increased efficiency by reduction in operating time and costs for owner/operator
- Electric/hydraulic davits for fender handling
- Slewing and pivoting executions, complete with single line lay-out
- Safe working environment for crew
- Integrated own HPU system or to be connected to ship's hydraulic power supply
- Integrated davit control station

TYPE	Safe Working Load (SWL)	Operation
SLEWING FENDER DAVITS		
SCM-F Series	< 15 kN	Manual Slewing
SFD Series	15 kN – 60 kN	Hydraulic Slewing

TYPE	Safe Working Load (SWL)	Operation
PIVOTING FENDER DAVITS		
FD Series	60 kN – 180 kN	Hydraulic Pivoting

LAUNCH AND RECOVERY SYSTEMS

RHIB RECOVERY INSTALLATION



- Stern entry system
- Extremely fast and safe operation up to high sea states
- One-man operation for launch and recovery
- Innovative and automatic hydraulic launch and recovery system
- Automatic hook arrestor system
- Minimised maintenance requirements



LAUNCH AND RECOVERY SYSTEMS

KEY FEATURES & ARGUMENTS

8

HIGHLIGHTS



STANDARD RANGE OF DAVITS

- Easy exchangeability of components
- Prompt delivery times
- Competitive pricing



HIGH-TECH AND INNOVATIVE DAVITS

- Designed for daily operations at heavy seas
- Meeting the unique requirements for navies and coast guards
- In compliance with the specific offshore requirements
- Increased operational efficiency



EASY ACCESS

- For periodic maintenance
- For service and repair
- Clear labelling
- Detailed manuals



ACCESSORIES

- CAR 35 stainless steel automatic release hook, SWL of 36 kN
- Control stand (stainless steel)
- Shock absorber for dampening forces on the davit and the boat
- Painterline boom for a complete boat handling concept
- Pedestal and/or counter foundation
- Cradle for stowage of the rescue boat
- Paint system for marine environment



TRAINING SCHOOL EQUIPMENT

- Simulation of real emergency situations
- Developed in close cooperation with major training schools
- Supplied to training centres worldwide
- Designed for multiple uses every day
- Modular mobile training school concept for remote/multiple training locations




STAINLESS STEEL POWER UNIT (HPU)

- Applicable for several standard davit types
- Easy and fast exchangeability
- Hydraulic components completely submerged inside stainless steel hydraulic tank
- Available with specified voltage and frequency



CONSTANT TENSIONING – WAVE COMPENSATION

- Keeps a hoisting tackle or lifting link under constant tension
- Reduces forces on davit system and winch
- Extends lifetime quality of system
- Increased operational safety for crew



WINCHES

- Life-saving winches: manual, electric and hydraulic execution
- Man riding winches
- Delivered as separate unit or integrated in the total davit system
- Replacement project: for cases where maintenance and reliability of the old winch proves to be the problem

BOATS



- Innovative and safe fast rescue crafts
- Complete in-house manufacturing process
- Optimum reliability with a minimum of maintenance
- SOLAS certified automatic release hooks and SOLAS approved MOB outboard engines
- Highest quality and stability, even in the most demanding sea conditions
- Suitable davit system for the boat available
- In-house testing facility for a high level of safety
- Special deep V-hull design for a stable ride in every sea condition



RESCUE BOATS



- Rescue boats:**
- Hull made out of seawater resistant aluminium or glass reinforced plastic (GRP)
 - Designed for service in the most demanding environments
 - Excellent manoeuvrability and stability
 - Low total cost of ownership
 - Low maintenance
 - Complies with SOLAS regulations

Model	Dimensions (m)	Capacity (max. persons @ 82.5 kg)	Weight (kg incl. max. persons)	Propulsion
RSQ 450				
RSQ 450 A	4.88 x 1.75 x 1.63	6	959	Outboard engine
RSQ 450 G	4.88 x 1.75 x 1.63	6	965	Outboard engine
RSQ 475				
RSQ 475 A	4.95 x 1.95 x 2.32	6	1430	Inboard diesel with propeller
RSQ 475 G	4.95 x 1.95 x 2.15	6	1565	Inboard diesel with propeller

A= Aluminium, G= Glass reinforced plastic

FAST RESCUE BOATS



- Comfortable and stable ride in the most demanding sea conditions:**
- Hull and console made out of seawater-resistant aluminium or glass reinforced plastic (GRP)
 - Designed for service in the most demanding environments
 - Excellent manoeuvrability and stability
 - Low total cost of ownership
 - Low maintenance
 - Complies with SOLAS regulations

Model	Dimensions (m)	Capacity (max. persons @ 82.5 kg)	Weight (kg incl. max. persons)	Propulsion
FRSQ 600				
FRSQ 600 A	6.40 x 2.29 x 2.30	15	3208	Inboard diesel with waterjet
FRSQ 600 A	6.20 x 2.28 x 2.17	15	2888	Single outboard
FRSQ 600 A	6.30 x 2.28 x 2.17	15	2938	Twin outboard
FRSQ 600 G	6.40 x 2.29 x 2.30	15	3218	Inboard diesel with waterjet
FRSQ 600 G	6.05 x 2.16 x 2.20	15	2938	Single outboard
FRSQ 600 G	6.05 x 2.16 x 2.20	15	2988	Twin outboard
FRSQ 700				
FRSQ 700 A	7.14 x 2.66 x 2.67	15	3338	Single inboard diesel with waterjet
FRSQ 700 A	7.22 x 2.66 x 2.84	10	3525	Twin inboard diesel with waterjets
FRSQ 700 A Hybrid	7.14 x 2.66 x 2.67	15	3428	Single inboard diesel hybrid with waterjet
FRSQ 850				
FRSQ 850 A	8.50 x 3.20 x 2.72	21	4537	Single inboard diesel with waterjet
FRSQ 850 A	8.50 x 3.20 x 2.72	21	4953	Twin inboard diesel with waterjets

A= Aluminium, G= Glass reinforced plastic

DAUGHTER CRAFTS



Sufficient to withstand all forces at maximum speed:

- Complies with UKOOA/SOLAS regulations
- Delivered with design approval and certificate of inspection
- Deep V-bottom construction, suitable for high speeds, and high stability in any offshore environment
- Both hull and cabin made out of seawater resistant aluminium

Model	Dimensions (m)	Capacity (max. persons @ 82.5 kg)	Weight (kg incl. max. persons)	Propulsion
FRSQ 1000 A FRDC	10.35 x 3.50 x 3.30	15	7400	Twin inboard diesel with waterjets
FRSQ 1200 A FRDC	12.00 x 3.50 x 3.35	15	9360	Twin inboard diesel with waterjets

A= Aluminium

WORKBOATS / TUGS



Tailor made modifications for everyday jobs:

- Strong, less damage responsive, more maintenance friendly and made of heavy-duty aluminium
- Modifications to the hull can be easily implemented
- Wind farm version with special boat landing platform
- FRSQ tugs especially designed for oil spill recovery and towing purposes

Model	Dimensions (m)	Capacity (max. persons @ 82.5 kg)	Weight (kg incl. max. persons)	Propulsion
FRSQ 670 A Workboat	6.89 x 2.66 x 2.73	6	2305	Single inboard diesel with propeller
FRSQ 850 A Workboat	8.50 x 3.08 x 2.72	15	4788	Twin inboard diesel with waterjets
FRSQ 850 A Windfarm version	8.50 x 3.20 x 2.72	21	5033	Single inboard diesel with waterjet
FRSQ 1000 A Workboat/ TUG	10.35 x 3.50 x 3.30	15	7400	Twin inboard diesel with waterjets
FRSQ 1200 A Workboat / TUG	12.00 x 3.50 x 3.35	15	9360	Twin inboard diesel with waterjets

A= Aluminium

NAVY & COAST GUARD



Heavy duty boats for use in most demanding situations

- Hull structure of seawater resistant aluminum; strong, less damage responsive and maintenance friendly
- Deep V-shape hull for better stability and manoeuvrability
- Customised for patrol or security works

Model	Dimensions (m)	Capacity (max. persons @ 82.5 kg)	Weight (kg incl. max. persons)	Propulsion
RSQ 475 A Navy	4.95 x 1.95 x 2.32	6	1430	Inboard diesel with propeller
FRSQ 600 A Navy	6.20 x 2.28 x 2.17	15	2888	Single outboard
FRSQ 850 A Navy	8.50 x 3.20 x 2.72	21	4953	Twin inboard diesel with waterjets

A= Aluminium

TOTALLY ENCLOSED LIFEBOATS



Full protection of crew and passengers during evacuations or rescue operations:

- For marine and offshore applications
- Capacity 45 – 150 persons
- Tanker or cargo version
- Seat breadths 430 mm (82,5 kg/p) and 533 mm (98 kg/p)

MODEL	Dimensions (m)	Capacity (kg)	Weight (kg)	Capacity		Hook distance (m)	EC/ MED	ABS
				Seat breadth: 430 mm	Seat breadth: 533 mm			
				Weight p.p.: 82.5 kg				
				Weight p.p.: 98 kg				
TELB PN75C	7.50 x 2.86 x 3.20	66	8.665	45	7630	7.10	X	X
TELB PN75F	7.50 x 2.86 x 3.20	66	8.945	45	7910	7.10	X	X
TELB PN85C	8.50 x 3.30 x 3.30	90	11.825	65	10770	8.00	X	X
TELB PN85F	8.50 x 3.30 x 3.30	90	12.125	65	11070	8.00	X	X
TELB PN95C	9.50 x 3.60 x 3.40	120	15.520	85	13950	9.00	X	X
TELB PN95F	9.50 x 3.60 x 3.40	120	15.900	85	14330	9.00	X	X
TELB PN150C	11.95 x 3.90 x 3.50	150	19.775	115	18670	11.30	-	X
TELB PN150F	11.95 x 3.90 x 3.50	150	20.375	115	19270	11.30	-	X

FREE FALL LIFEBOAT



Designed for fast and safe evacuation in emergency situations:

- For marine and offshore applications
- Capacity 15 – 42 persons (more persons upon request)
- Certified drop heights from 16 m up to 28 m
- Tanker or cargo version
- Seat breadths 430 mm (82.5 kg/p)

MODEL	Dimensions (m)	Capacity (max. persons @ 82.5 kg)	Weight (kg incl. max. persons)	EC/ MED	ABS
Seat breadth: 430 mm					
FFLB PN49FC	4.90 x 2.18 x 3.10	15	4.238	X	-
FFLB PN49FF	4.90 x 2.18 x 3.10	15	4.238	X	-
FFLB PN59FC	5.90 x 2.55 x 3.15	25	5.863	X	X
FFLB PN59FF	5.90 x 2.55 x 3.15	25	5.863	X	X
FFLB PN67FC	6.70 x 2.55 x 3.20	30	6.475	X	X
FFLB PN67FF	6.70 x 2.55 x 3.20	30	6.475	X	X
FFLB PN75FC	7.50 x 2.55 x 3.20	33	7.823	X	X
FFLB PN75FF	7.50 x 2.55 x 3.20	33	7.823	X	X
FFLB PN90FC	9.00 x 2.70 x 3.30	42	9.665	X	-
FFLB PN90FF	9.00 x 2.70 x 3.30	42	9.665	X	-

FC = Cargo version, FF = Tanker version



STANDARD RANGE OF RESCUE BOATS

- Prompt delivery times / boats on stock
- Competitive pricing
- Range in glass reinforced plastic (GRP) and aluminium



HIGH TECH AND INNOVATIVE BOATS

- Customised boats
- Designed for operations at heavy seas
- Possible to meet requirements for navy & coats guards
- FRC with special bow shape for stability and manoeuvrability
- Numbered wires



LOW MAINTENANCE

- Rigid hulls
- Aluminium for low total cost of ownership
- Long-lasting material
- Only well known, first class suppliers used



PROPULSION

- SOLAS approved
- Outboards with propguard
- Inboard diesel
- Waterjet or sterndrive



HOISTFRAME

- Aluminium hoistframe
- Prepared for Anti Pendulum head
- Integrated in steering console (FRC)



ACCESSORIES

- Boatcovers
- Shock-absorbing seats jockey 80
- Cradles for rescue boats
- CAR F-35 offload release hook

PALFINGER MARINE SERVICES



PALFINGER MARINE SERVICES specialised in providing a reliable, responsive and cost-efficient service. PALFINGER MARINE SERVICES provides global service and after sales to the shipping, offshore and wind industries. A comprehensive range of services is provided, covering annual inspection and maintenance, original spare parts, fleet service agreements, multi-brand servicing, professional service engineers, training and a database with all the historical service. PALFINGER MARINE SERVICES provides comprehensive, customised and reliable services to customers around the world thanks to its global network of specially trained technicians and experts with extensive know-how and experience. This knowledge is what makes PALFINGER MARINE SERVICES and its after sales and service so strong.

- The PALFINGER MARINE SERVICES team helps to keep marine equipment up-to-date according to the latest regulations
- PALFINGER MARINE SERVICES delivers a full range of spare parts, tools and consumables
- Individual service agreements range from simple delivery contracts to multi-annual partnerships
- PALFINGER MARINE SERVICES supplies customer independently with multi-brand spare parts, maintenance and services
- PALFINGER MARINE SERVICES offers comprehensive training by specialised staff that trains and prepares clients for ongoing operations and unexpected issues

ANNUAL INSPECTION AND MAINTENANCE

- Approved check list and service reports
- Service certificate issued after final inspection
- Crane inspection and hose replacement service



ORIGINAL SPARE PARTS

- 24/7 availability
- Worldwide reliability
- PALFINGER MARINE central warehouse
- Single point of contact and single point of billing
- Competitive prices by leveraging global buying power



SERVICE AGREEMENTS / FLEET SERVICE AGREEMENTS

- Professional service engineers
- Approved check list and service reports
- Service certificate issued after final inspection



MULTI-BRAND SERVICE

- All leading OEM brands: spare parts, repairs, service
- One-stop shop



PROFESSIONAL SERVICE ENGINEERS

- Global service network
- Cross-trained service engineers on all our products
- Extensive know-how and experience



TRAINING SERVICES

- User training for crew/operators
- 1st line maintenance, trouble shooting and repairs
- Familiarisation courses for superintendents, crew, classification societies and flag states



SERVICE MANAGEMENT DATABASE:

- Full technical documentation
- Servicing history
- Real-time status of your equipment with showing the service maintenance intervals



WHEN THESE POWERS CONVERGE,
WE CALL IT “LIFETIME EXCELLENCE”.

COMPANY PROFILE



LIFETIME EXCELLENCE is our promise. For PALFINGER MARINE customers, this means excellence without compromise and reliable, economical solutions from a global network of skilled service partners – the entire product life cycle.



THE POWER OF QUALITY & EFFICIENCY

PALFINGER MARINE is deeply committed to the highest quality and safety standards. All products are characterised by high value retention and low maintenance. This ensures safe and economical use.

THE POWER OF RELIABILITY & EXPERTISE

PALFINGER MARINE is a dependable and professional partner in every situation – from telephone assistance to on-time delivery and instant on-site support. PALFINGER MARINE never lets a customer down.

THE POWER OF FLEXIBILITY & INNOVATION

For detecting new market trends, PALFINGER MARINE relies on more than 80 years of expert knowledge in the construction of cranes. Customers can choose from an extensive product range and receive innovative and customised solutions.

THE POWER OF GLOBAL & LOCAL OPERATIONS

Combining excellent products, strong customer orientation and a highly competent service, PALFINGER MARINE occupies a leading position in the global marine market. The overall concept of PALFINGER MARINE is characterised by a global retailer network and local distribution and service partners.

PALFINGER MARINE is the global leading manufacturer of highly reliable, innovative and customised marine, offshore and wind cranes as well as launch and recovery systems and boats. User-friendly application and functional design are the key benefits of the product range. Special coating and high-quality materials guarantee resistance and loading capacity even under tough conditions. A worldwide service network including supply of spare parts ensures fast and professional on-site support.

LIFETIME EXCELLENCE is our promise. For PALFINGER MARINE customers, this means excellence without compromises as well as reliable and profitable solutions within a global network of competent service partners – a lifelong product.

PALFINGER GROUP

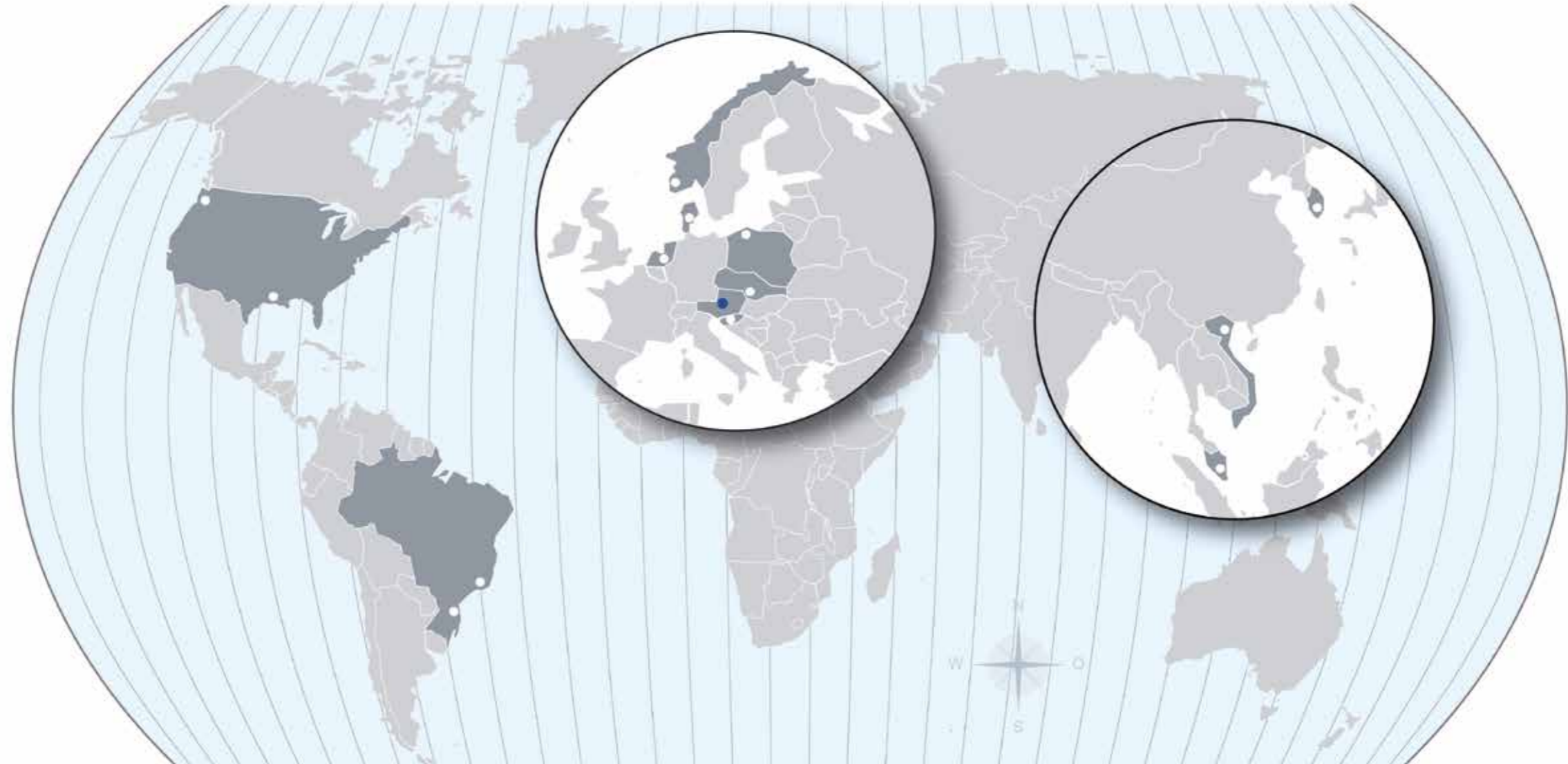
Founded in 1932

Employees:

8000

Turnover 2013:

980 Mil. Euro



HQ AND SALES HUBS



HQ PALFINGER MARINE
Kasern, Austria



PALFINGER DREGGEN
Bergen, Norway



PALFINGER NED-DECK
Barneveld, The Netherlands



PALFINGER BOATS
Harderwijk, The Netherlands



PALFINGER MARINE SALES HUB
Singapore



PALFINGER MARINE SALES HUB
Rio de Janeiro, Brazil



PALFINGER MARINE SALES HUB
Houston, Texas, USA



PALFINGER MARINE SALES HUB
Busan, Korea

PRODUCTION LOCATIONS



Marine Cranes and Wind Cranes
Maribor, Slovenia



Offshore Cranes
Gdynia, Poland



Launch and Recovery Systems
Barneveld, The Netherlands



Boats
Harderwijk, The Netherlands



Offshore Cranes
Busan, Korea



Offshore Cranes
Rio Grande do Sul, Brazil



Launch and Recovery Systems
Hanoi, Vietnam



Boats
Hanoi, Vietnam

Offshore Cranes – Bratislava, Slovakia (only R&D)

